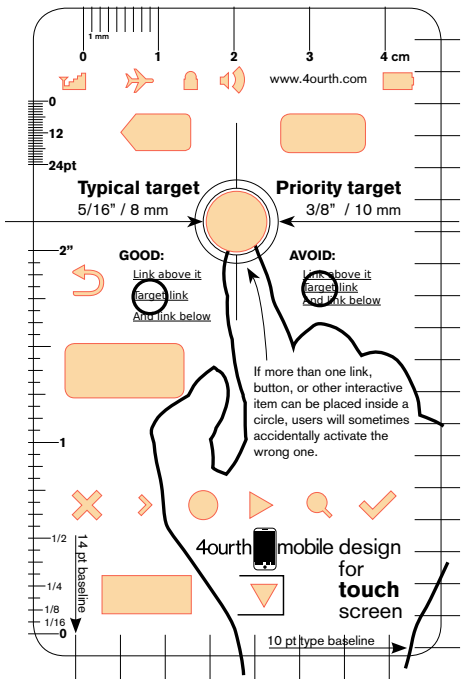


4ourth Mobile Touch Template (3-3/8" x 2-1/8")

16 FEB 2012

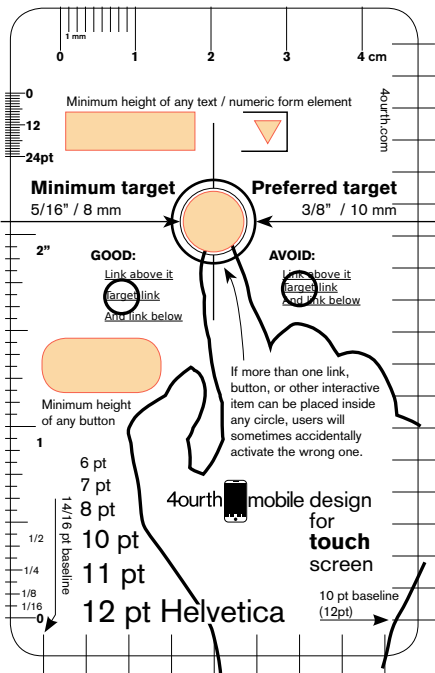
As laser cut for prototypes.



20 JUN 2012

Revisions:

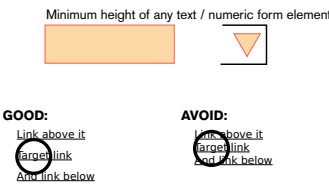
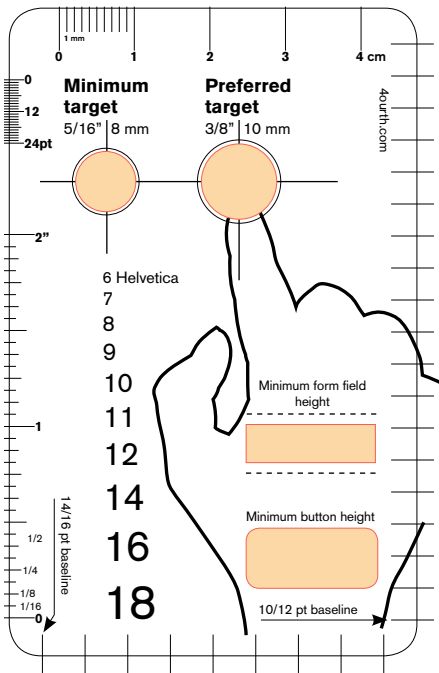
- Baselines centered, to allow flipping template and making straight lines w/o right-angle tool.
- Baselines incorrectly sized! Now correct and labeled.
- Removed OS-specific icons.
- Added type scale.
- Increased some line weights.
- Renamed targets to be more clear.
- Labeled remaining items.
- Moved stuff around.
- Moved all rulers off radiuses



25 JUN 2012


Revisions:

- Removed big branding.
- Fixed a number of typos.
- Changed baseline references to typographers default.
- Moved pt scale slightly.
- Fixed serious error in mm scale.
- Moved hand, and circles. Added another punched circle.
- Added in type scales up to 18 pt.
- Changed the way the button and form are shown.



6 pt
7 pt
8 pt
10 pt
11 pt
12 pt Helvetica

iOS Back and header buttons are common, but too small and OS-specific. Find a place for it, or leave it out?



Would like to put a bigger type scale in there, but it is big!

6 Helvetica
7 Helvetica
8 Helvetica
9 Helvetica

10 Helvetica
11 Helvetica
12 Helvetica

14 Helvetica

16 Helvetica

18 Helvetica



4ourth mobile design for every screen

Steven Hooper

steven@4ourth.com

+1 816 210 0455

@shoobe01

shoobe01 on:      

www.4ourth.com